



# ECONOMIC SURVEY OF KARNATAKA – 2020-21

## HIGHLIGHTS



# PREFACE

The highlights are prepared from the Economic Survey 2020-21 encompassing macro-economic profile of the State, major economic policies and development programmes and way forward.

I believe these highlights will be of relevance to policy makers in different fields, current and prospective investors, researchers, academicians, students, and citizens interested in the subject.

I would like to acknowledge and thank officers of planning Department and line departments for their efforts in bringing out Economic Survey 2020-21 comprehensively and timely. I would like to appreciate Dr. A.V.Manjunatha, Director (Evaluation), Karnataka Evaluation Authority, Mr. Prateek Kumar, Partnership lead, SDG Coordination Centre (SDGCC) and Mr.C.Kempaiah, Senior Consultant, Directorate of Economics and Statistics for preparing the highlights of the Economic Survey 2020-21.

I hope this brief report will be used to the optimum, to spur all round economic growth of our State in the days to come.

**Dr. Shalini Rajneesh I.A.S.**  
**Additional Chief Secretary to the Government of Karnataka**  
**Planning, Programme Monitoring & Statistics Department**

# TABLE OF CONTENTS

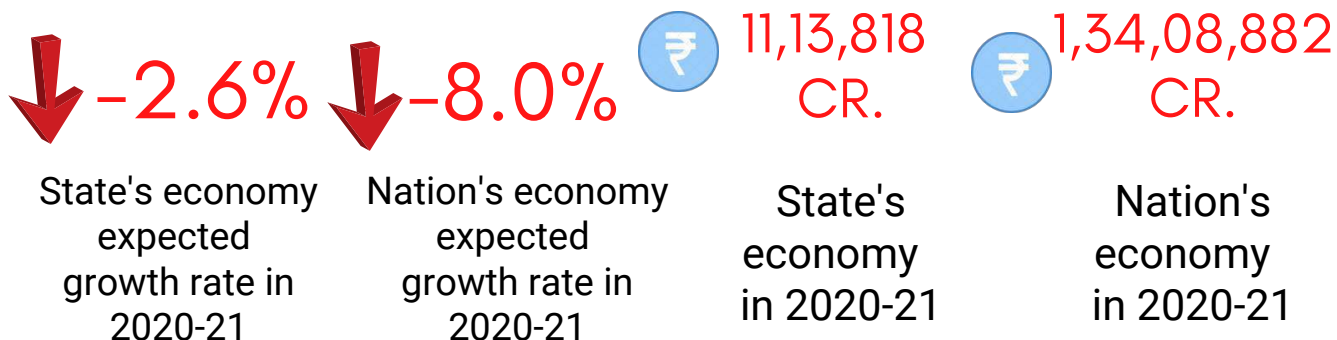
• INCOME AND PRICES	1-3
• FISCAL DEVELOPMENT AND STATE FINANCES	4-5
• INVESTMENT AND EXPORT	6 -8
• RURAL DEVELOPMENT	9-10
• URBAN DEVELOPMENT .	11-13
• AGRICULTURE & ALLIED SECTORS, AND FOOD SECURITY	14-16
• NATURAL RESOURCES AND ENVIRONMENT	17-18
• INDUSTRY	19-20
• EMPLOYMENT AND LABOUR WELFARE	21-22
• ECONOMIC INFRASTRUCTURE	23-25
• HUMAN DEVELOPMENT	26-27
• GENDER AND SOCIAL EQUITY	28-29
• BALANCED REGIONAL DEVELOPMENT	30
• EVALUATION OF GOVERNMENT PROGRAMMES/SCHEMES	31
• SKILL DEVELOPMENT ENTREPRENEURSHIP AND LIVELIHOOD	32
• SUSTAINABLE DEVELOPMENT GOALS	33

# KARNATAKA ECONOMIC SURVEY 2020-21 HIGHLIGHTS: INCOME AND PRICES



## ECONOMIC GROWTH 2020-21

Advanced Estimates of Karnataka's Gross State Domestic Product at constant (2011-12) prices



### KEY DRIVER OF GROWTH



### AGRICULTURE SECTOR

6.4%


Growth in agriculture sector despite Covid-19 pandemic and floods in North Karnataka

3.0% National Growth in agriculture sector

### SECTOR WISE CONTRIBUTION TO GSDP AND GDP

	2019-2020	2020-2021	
 Services Sector (Largest Contributor to GSDP)	66.16%	66.53%	State
	54.96%	54.27%	National
 Agriculture and Allied Activities	12.16%	13.15%	State
	18.38%	20.18%	National
 Industry Sector	21.68%	20.31%	State
	26.65%	25.55%	National

# KARNATAKA ECONOMIC SURVEY 2020-21 HIGHLIGHTS: INCOME AND PRICES



State

National

## PER CAPITA INCOME As per current prices

Per Capita Income  
in 2020-2021

₹ 2,26,796

₹ 1,27,768

Per Capita Income  
in 2019-2020

₹ 2,23,175

₹ 1,34,186

↑ **1.6%** Rise of State  
Per Capita Income  
State in 2020-21

↓ **-4.8%** Fall of National  
Per Capita Income  
National in 2020-21



## ALL INDIA WHOLESALE PRICE INDEX of all commodities

November  
2020 **124.2**

November  
2019 **122.3**

↑ **1.55%**  
(Rise in 2020-21)



# KARNATAKA ECONOMIC SURVEY 2020-21 HIGHLIGHTS: INCOME AND PRICES



## GSDP ADVISORY COMMITTEE

GSDP committee to review the methodology, quality, consistency of input data used for the estimation of GSDP and recommend suitable measures



## INDUSTRIAL POLICY 2020-25

Envisages a third position in merchandise export in the next 5 years. Amended Industrial Facilitation Act and brought in Affidavit Based Clearance System to promote investments in industrial sector.



## LABOUR REFORM

Labour laws have been simplified by allowing registration / renewal of licence up to 15 years. Total hours of overtime work for women per quarter increased from 75 to 125 hours.



**NEW TOURISM  
POLICY 2020-25  
ENVISAGES TO  
ATTRACT  
PRIVATE  
INVESTMENTS**



**IT POLICY  
2020-25 WITH  
SPECIAL FOCUS  
ON PROMOTING  
IT BEYOND  
BENGALURU**



**ONE DISTRICT-ONE  
PRODUCT INITIATIVE  
OF ATMANIRBHAR FOR  
STRENGTHENING AGRI  
PROCESSING VALUE  
CHAINS**



# KARNATAKA ECONOMIC SURVEY 2020-21 HIGHLIGHTS: FISCAL DEVELOPMENT AND STATE FINANCES



## STATE'S FISCAL INDICATORS

Continue to perform well and have largely been within the prescribed fiscal rules.

Revenue Surplus ₹ 143.32 CRORES

Fiscal Deficit 2.55%  
OF GSDP

Total Liabilities 20.42%  
OF GSDP Less than 25 % of  
GSDP as per Fiscal  
Responsibility Norms.

Per Capita State's Own  
Tax Revenue

State's Own  
Tax Revenue

Consolidated  
fund of Expenditure

2019-2020 (RE) ₹ 17220

₹ 118989 CR.

₹ 226625 CR.

2020-2021 (BE) ₹ 18249 ↑

₹ 128107 CR. ↑

₹ 237893 CR. ↑

5 GENDER  
EQUALITY



## GENDER BUDGET ALLOCATION (BE)

2020-  
2021 (BE) ₹ 114902.55 CR.

48.3% OF TOTAL  
BUDGET



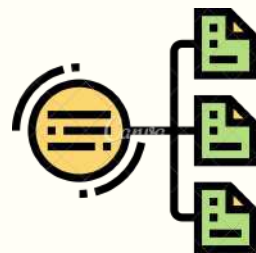
## CHILD BUDGET ALLOCATION (BE)

2020-  
2021 (BE) ₹ 36340.00 CR.

15.28% OF TOTAL  
BUDGET

280 PROGRAMMES

**KARNATAKA  
ECONOMIC SURVEY  
2020-21  
HIGHLIGHTS:  
FISCAL DEVELOPMENT  
AND STATE FINANCES**



## RATIONALIZATION OF SCHEMES

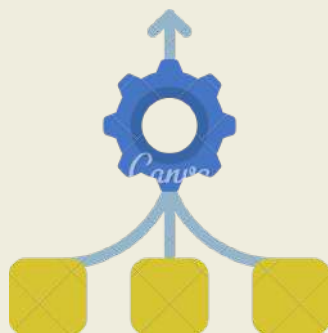
HIGH % OF COMMITTED REVENUE EXPENDITURE TO REVENUE RECEIPTS (88%) IN 2019-20(RE) REVEALS LIMITED FLEXIBILITY IN ALLOCATION OF ITS RESOURCES FOR NEW SCHEMES.

HENCE STATE IS RATIONALIZING SCHEMES TO HAVE FOCUSED APPROACH ON THE OUTCOMES



## COMPREHENSIVE DECISION SUPPORT SYSTEM

COMPREHENSIVE DECISION SUPPORT SYSTEM TO MONITOR PROGRESS OF THE SCHEMES WHICH ALSO ENABLE TO FORMULATE COMPREHENSIVE DISTRICT AND BLOCK PLANS.



**EFFORTS ARE BEING MADE TO DRAW MORE RESOURCES FROM GOVERNMENT OF INDIA BY MAPPING STATE PLAN SCHEMES WITH CENTRALLY SPONSORED SCHEMES**





# KARNATAKA ECONOMIC SURVEY 2020-21 HIGHLIGHTS: INVESTMENT AND EXPORT



## KARNATAKA'S FOREIGN DIRECT INVESTMENT

**USD 38410  
MILLION**

**8%**

FDI ATTRACTED  
FROM 2007-08  
TO 2020-21 (UP  
TO NOV 2020)


OF INDIA'S  
FDI IN  
KARNATAKA



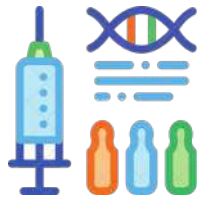
## NITI AAYOG INDIA INNOVATION INDEX

**# 1**

KARNATAKA IN  
TOP POSITION  
IN 2019 AND  
2020



## KARNATAKA STARTUP POLICY 2015-2020 STIMULATED THE GROWTH OF TECH STARTUPS



## KARNATAKA BIOTECH POLICY (2017-22) **9.3%**

AIM FOR 40 TO 60% MARKET SHARE  
OF THE NATIONAL BIOECONOMY  
TARGET OF USD 100 BILLION BY  
2025.

BIOECONOMY  
CONTRIBUTION TO  
STATE'S ECONOMIC  
OUTPUT



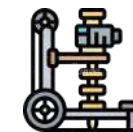
## RENEWABLE ENERGY

**63%**

**# 1**

OF KARNATAKA'S  
INSTALLED  
POWER CAPACITY IS IN  
RENEWABLE ENERGY  
SOURCES

TOP POSITION  
IN RENEWABLE  
ENERGY  
PRODUCTION

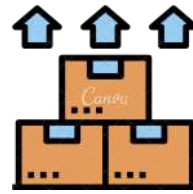


## MACHINE TOOLS PRODUCTION

**50%** OF NATIONAL PRODUCTION  
IN KARNATAKA

**KARNATAKA  
ECONOMIC SURVEY  
2020-21  
HIGHLIGHTS:  
INVESTMENT AND  
EXPORT**

**KARNATAKA'S EXPORT PERFORMANCE 2019-20**



**TOTAL MERCHANDISE  
EXPORT**

**5.31%**

OF NATIONAL  
EXPORTS



**AEROSPACE  
EXPORT**

**65%**

OF NATIONAL  
EXPORTS



**SOFTWARE AND  
SERVICE EXPORT**

**38.6%**

OF NATIONAL  
EXPORTS

**INFORMATION TECHNOLOGY INDUSTRY**

**5500+**

IT/ITES COMPANIES

**22%**

OF STATE'S GDP

**40%**

OF INDIA'S IT  
EXPORTS  
AMOUNTING TO  
USD 155 BILLION

**12 LAKH**

DIRECT  
EMPLOYMENT

**31 LAKH**

INDIRECT  
EMPLOYMENT

**KARNATAKA'S EXPORT  
PERFORMANCE**

2017-18 ₹ 545780.33 CR.

↑ 2019-20 ₹ 703105.85 CR.  
(18.8% OF NATIONAL EXPORTS)

↓ 2020-21 ₹ 332506.56 CR.  
(TILL NOV 2020)

**KARNATAKA  
ECONOMIC SURVEY  
2020-21  
HIGHLIGHTS:  
INVESTMENT AND  
EXPORT**

## KARNATAKA'S EXPORT PREPARADENESS

**5TH RANK**

**5**

### EXPORT PREPARADENESS

EXPORT STRATEGY  
FORMULATED ON  
NOVEMBER 2020  
FOR 5YEAR  
PERIOD

### EXPORT DEVELOPMENT CENTRES

TO BE SETUP IN 5 DISTRICTS AS  
PER GOI INITIATIVE:  
SHIVAMOGGA, HUBLI DHARWAD,  
RAMANAGARA, BIDAR AND  
MYSURU




WITNESSED THE  
ANNOUNCEMENT OF 8  
MOU WITH  
OVERSEAS COUNTRIES.



### MARKETING OF LOCAL PRODUCTS

STATE SIGNED MOU WITH  
LEADING E-COMMERCE  
PLAYERS LIKE AMAZON  
GLOBAL SELLING AND  
FLIPKART TO  
BOOST MARKETING OF  
LOCAL PRODUCTS



### INDUSTRIAL CLUSTERS

STATE INITIATED 9-  
PRODUCT SPECIFIC  
INDUSTRIAL CLUSTERS,  
WITH A FOCUS ON LESS  
DEVELOPED NORTHERN  
KARNATAKA REGION.

**KARNATAKA  
ECONOMIC SURVEY  
2020-21  
HIGHLIGHTS:  
RURAL DEVELOPMENT**



**RURAL WATER  
SUPPLY**

**44**

MULTI LEVEL VILLAGE  
SCHEMES (MVS) TAKEN UP  
DURING 2020-21

**1854**

HABITANTS  
TARGETED

**JALADHARE SCHEME  
2020-21**

**₹ 779.35 CR.**

UTILIZED UPTO NOV 2020


**109**

NON-QUALITY  
AFFECTED HABITANTS

**34**

QUALITY AFFECTED  
HABITANTS

COVERED UNDER MVS SCHEME



**MGNREGA  
2020-21**

**₹ 3978.09 CR.**

UTILIZED UPTO NOV 2020

**81% OF AVAILABLE FUND**

**1091** LAKH MAN-DAYS

**26.41** LAKH HOUSEHOLDS  
EMPLOYMENT

**2.49** LAKH WORKS  
COMPLETED



**JALAMRUTHA  
2020-21**

**₹ 4.75 CR.**

EXPENDITURE UPTO NOV 2020

**400**

WORKS TOWARDS REPAIR  
AND REJUVENATION OF  
TANKS



**RURAL HOUSING**

**6.8 LAKH**

HOUSING CONSTRUCTED  
BETWEEN 2017-18 TO 2019-20

**2.15 LAKH**

SITES DISTRIBUTED IN RURAL  
AREAD FROM 2000-01 TO  
2019-20

**KARNATAKA  
ECONOMIC SURVEY  
2020-21  
HIGHLIGHTS:  
RURAL DEVELOPMENT**



**INITIATED PREPARATION  
OF GRAMA PANCHAYAT  
DEVELOPMENT PLAN  
(NAMMA GRAMA NAMMA  
YOJANE)**

**KARNATAKA STATE DECENTRALIZED  
PLANNING AND DEVELOPMENT  
COMMITTEE** TO LOOK AFTER  
FORMULATION OF POLICY MATTERS  
RELATED TO LOCAL  
AND REGIONAL DEVELOPMENT.

**PARTICIPATIVE MICRO-LEVEL  
PLANNING AND TARGETING** IS CRUCIAL  
FOR GRAM PANCHAYAT LEVEL  
DEVELOPMENT.



**KARNATAKA  
ECONOMIC SURVEY  
2020-21  
HIGHLIGHTS:  
URBAN DEVELOPMENT**



**KARNATAKA  
HOUSING  
BOARD**

**1.22 LAKH**

HOUSES CONSTRUCTED  
UPTO NOVEMBER 2020

**1.38 LAKH**

SITES DEVELOPED  
UPTO NOVEMBER 2020



**URBAN  
LAND TRANSPORT  
FUND 2020-21**

**₹ 13.99 CR.**

UTILIZED UPTO NOV 2020

**14**

PROJECTS COMPLETED  
UPTO NOV 2020



**Bruhat Bengaluru  
Mahanagara Palike**

**BBMP  
2020-21**

**₹ 634.61 CR.**

UTILIZED UPTO NOV  
2020 FOR IMPROVING  
INFRASTRUCTURE



**WATER SUPPLY  
SCHEMES**

**₹ 2554.72 CR.**

EXPENDITURE FROM 2009-10  
UPTO NOV 2020

**103**

WATER SUPPLY SCHEMES  
COMPLETED



**UNDERGROUND  
DRAINAGE  
SCHEMES 2020-21**

**₹ 388.89 CR.**

BUDGET ALLOCATION

**42**

ONGOING SCHEMES IN  
2020-21

**KARNATAKA  
ECONOMIC SURVEY  
2020-21  
HIGHLIGHTS:  
URBAN DEVELOPMENT**



**BANGALORE METRO RAIL  
CORPORATION LIMITED**



**15715 CR.**

COST OF COMPLETING  
TRACK OF

**48.3 KMS**

TO PROVIDE COMFORTABLE  
TRAVEL TO PASSENGERS

**PHASE 2 & PHASE 2A**

UNDER PROGRESS AND  
IT IS AIMED TO HAVE

**75 KMS**

OF METROLINE BY 75 YEARS  
OF INDEPENDENCE IN 2022



**SMART CITY  
MISSION**

**7 CITIES**

SELECTED FOR SMART CITY  
MISSION:

BELAGAVI, DAVANAGERE,  
HUBBLI-DHARWAD, SHIMOGA,  
MANGALURU, TUMAKURU AND  
BENGALURU



**ATAL MISSION FOR  
REJUVENATION AND  
URBAN  
TRANSFORMATION**

**26 TOWNS AND  
BADAMI CITY**

SELECTED UNDER HERITAGE CITY  
DEVELOPMENT AND AUGMENTATION  
YOJANA (HRIDAY) SCHEME



**NAGAROTHANA  
(MUNICIPALITY)  
PHASE -3  
PROJECT**



**1338.53 CR.**

INCURRING COST

**1768**

WORKS COMPLETED

# KARNATAKA ECONOMIC SURVEY 2020-21 HIGHLIGHTS: URBAN DEVELOPMENT



## PUBLIC PRIVATE PARTNERSHIP (PPP)

DEPARTMENT OF INFRASTRUCTURE DEVELOPMENT  
TO PROMOTE PPP PROJECTS UNDER ATMANIRBHAR  
SCHEME

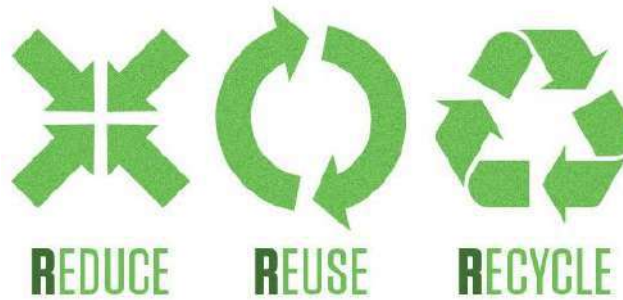


## SLUM UPGRADATION

MONETIZE LANDS UNDER SLUMS AND RAISE INVESTMENT  
THROUGH SOCIAL/GREEN BONDS TO IMPROVE THE  
QUALITY OF LIFE IN SLUMS BY CONSTRUCTING  
MULTISTORIED BUILDINGS WITH ALL AMENITIES



DEVELOP TOWNSHIPS, TRANSPORT  
HUBS, WASTE RECYCLING UNIT IN  
THE **PERI-URBAN AREAS** FOR  
**REDUCING ENVIRONMENTAL  
PROBLEMS IN BENGALURU CITY**



PROMOTE **SUSTAINABLE  
PRACTICES (3R PRINCIPLES)**  
LIKE COMPULSORY WATER  
HARVESTING, WASTE  
SEGREGATION/RECYCLING  
ETC. THROUGH IEC ACTIVITIES



PLAN TO RAISE PUBLIC CAPITAL,  
BY MONETIZATION OF  
OPERATIONAL ASSETS TO  
ATTRACT INVESTORS. ALSO  
FLOAT **MUNICIPAL BONDS** BY  
HIGHLY RATED MUNICIPALITIES



**KARNATAKA  
ECONOMIC SURVEY  
2020-21  
HIGHLIGHTS:  
AGRICULTURE & ALLIED  
SECTORS, AND FOOD  
SECURITY**

**AGRICULTURAL PRODUCTION**



**136.66 LAKH**

TONNES OF FOOD  
GRAIN PRODUCTION



**19.11 LAKH**

BALES OF COTTON



**11.46 LAKH**

TONNES OF OIL SEEDS  
PRODUCTION

**3.97 QUINTAL**

OF SEEDS  
DISTRIBUTED IN  
KHARIF 2020 FOR

**15.51 LAKH  
FARMERS**

**4.59 QUINTAL**

OF SEEDS  
DISTRIBUTED IN  
RABI 2020 FOR

**4.59 LAKH  
FARMERS**

**PM KISAN**



**56,85,185**

FARMERS REGISTERED UNDER  
PM-KISAN (INDIA)

**51,09,730**

FARMERS REGISTERED UNDER  
PM-KISAN (KARNATAKA)

**WATERSHED INTERVENTIONS**

**70.84  
LAKH**

HECTARES RAINFED  
AREA BROUGHT UNDER  
WATERSHED  
INTERVENTIONS

**UNIFIED MARKET PLATFORM**

**160**

MARKETS BROUGHT  
UNDER **UNIFIED MARKET  
PLATFORM**

**7.93 CR.**

MT OF AGRI PRODUCE  
TRANSACTION  
UPTO NOV 2020



**2,07,456.71**

WORTH OF  
TRANSACTION  
UPTO NOV 2020



**ANNABHAGYA  
SCHEME**

WITH NATIONAL FOOD  
SECURITY ACT 2013 (NFSA)  
TO ACCOMPLISH HUNGER  
FREE STATE



**ONE DISTRICT-ONE  
PRODUCT SCHEME**

FRAMEWORK FOR VALUE CHAIN  
DEVELOPMENT AND ALIGNMENT OF  
SUPPORT INFRASTRUCTURE

**KARNATAKA  
ECONOMIC SURVEY  
2020-21  
HIGHLIGHTS:  
AGRICULTURE & ALLIED  
SECTORS, AND FOOD  
SECURITY**

**HORTICULTURAL PRODUCTION**



₹ **46,234 CR.**

ANNUAL VALUE OF  
HORTICULTURE PRODUCTION

**2.99%**

SHARE OF HORTICULTURAL  
PRODUCE IN TOTAL GSDP

**29.89%**

SHARE OF HORTICULTURAL  
INCOME FROM TOTAL  
AGRICULTURE SECTOR

**469**

POST-HARVEST MANAGEMENT  
UNITS ASSISTED FOR  
ESTABLISHMENT



**ANIMAL HUSBANDRY  
2019-20**



**21.81%**

SHARE OF ANIMAL HUSBANDRY  
IN GSDP OF AGRICULTURE AND  
ALLIED ACTIVITIES

**9 LAKH  
BENEFICIARIES**

WILL BE BENEFITED  
FROM GOK'S MILK  
INITIATIVE: **RS. 5 PER  
LITRE OF MILK**



**FISHERIES 2020-21**

**4TH**

STATE POSITION IN  
MARINE FISH PRODUCTION

**9TH**

STATE POSITION IN INLAND  
FISH PRODUCTION

**3.05 LAKH**

MT OF TOTAL FISH  
PRODUCTION UPTO  
NOVEMBER 2020

**7278.65 LAKH**

FRY OF FISH SEED  
PRODUCTION UPTO  
NOVEMBER 2020

# KARNATAKA ECONOMIC SURVEY 2020-21 HIGHLIGHTS: AGRICULTURE & ALLIED SECTORS, AND FOOD SECURITY



## INTEGRATED FARMING SYSTEM (IFS)

TASK FORCE FORMED TO PROMOTE IFS THROUGH CONSOLIDATION OF EXISTING SCHEMES



## CLIMATE RESILIENT CROPS (MILLETS)

PROMOTED TO IMPROVE THE NUTRITION LEVELS OF OUR WOMEN AND CHILDREN



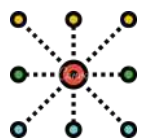
## SCIENTIFIC MARKET INTELLIGENCE CELL

SET UP BASED ON GIS, AI/ML USING BIG DATA ANALYTICS



## FARMER CONTACT CENTRES

SINGLE POINT OF CONTACT FOR REGION SPECIFIC INPUT, SUPPLIES, MARKETING AND ADVISORIES



## FARMER PRODUCER ORGANIZATION

PROMOTE TO FOCUS ON ONE PRODUCT AT GP LEVEL & ESTABLISHING VALUE CHAINS THROUGH HUB AND SPOKE MODEL USING PMKSY AND PMMSY

## GENDER EQUALITY INDEX

PRIORITY GIVEN TO FARMER FAMILIES WITH 50% JOINT OWNERSHIP OF WOMEN FOR AVAILING SCHEMES

TO IMPROVE GENDER EQUALITY INDEX FROM EXISTING 1.2%



## ONLINE MARKETING PLATFORM

FOR **47 LAKH TONNES** OF MARKETABLE SURPLUS BY CREATING INFRASTRUCTURE FACILITIES THROUGH **PPP**



## PLANTATION ACTIVITY

ON **15 LAKH HA.** OF FALLOW LAND TO INCREASE **GREEN COVER FROM 22.56% TO 33%**

ALSO PROMOTE CONSERVING LOCAL BREEDS

# KARNATAKA ECONOMIC SURVEY 2020-21 HIGHLIGHTS: NATURAL RESOURCES AND ENVIRONMENT

## RESOURCE MANAGEMENT 2020-21 (UPTO NOV 2020)



107

QUARRY LEASES  
GRANTED FOR  
BUILDING STONE AND  
OTHER MINERALS



2.16 MMT

SAND MINED FOR  
PUBLIC AND  
GOVERNMENT WORKS

27



QUARRY LEASES  
GRANTED FOR  
ORNAMENTAL  
GRANITE

1647.09 CR.

REALIZED  
REVENUE FROM  
GRANITE  
QUARRYING

79.04 LAKHS

COLLECTED IN WAY OF  
ROYALTY/ADDITIONAL  
PAYMENTS FROM SAND MINING

6554

### BIODIVERSITY MANAGEMENT COMMITTEE (BMC)

CONSTITUTED AND WRITTEN  
PEOPLE'S BIODIVERSITY  
REGISTER



### KARNATAKA STATE NATURAL DISASTER MONITORING CENTRE

MONITORING NATURAL  
DISASTERS AND RISK  
REDUCTION

### AFFORESTATION



73884 HA.

COVERED BY PLANTING OF



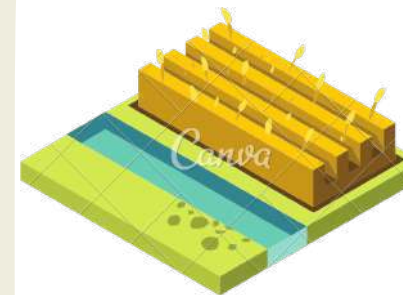
451.11 LAKH

SEEDLINGS IN 2020-21  
BY END OF NOV-20



369.79 LAKH

SEEDLINGS DISTRIBUTED  
TO FARMERS/PUBLIC FOR  
PLANTING



41.86 LAKH

HECTARES OF  
IRRIGATION POTENTIAL  
CREATED FOR 2020-21

42200.44 SQ. KM  
AREA UNDER FOREST

22%  
OF AREA UNDER  
FOREST



KARNATAKA STATE POLLUTION  
CONTROL BOARD IS MONITORING  
THE QUALITY OF WATER SOURCES

**KARNATAKA  
ECONOMIC SURVEY  
2020-21  
HIGHLIGHTS:  
NATURAL RESOURCES  
AND ENVIRONMENT**



**FLOOD MITIGATION INITIATIVES**

DESILTING DEEPENING OF TANKS ; RENOVATION/  
SERVICING OF EMBANKMENTS; AFFORESTATION



**BANGALORE E-WASTE MANAGEMENT HUB**

GENERATE INCOME BY RECOVERING  
PRECIOUS METALS, LIKE BRONZE, GOLD



**INTEGRATED WATER RESOURCE POLICY**

FOR BOTH URBAN AND RURAL AREAS, TO BALANCE  
SUPPLY AND DEMAND GAPS, ON A SUSTAINABLE BASIS.

**WATER RESOURCE MANAGEMENT**

BY DIVERSION OF WEST FLOWING RIVERS  
THROUGH RIVER LINKING, WATER HARVESTING  
STRUCTURES, LIFT IRRIGATION SCHEMES, FILLING  
TANKS WITH RECYCLED WASTEWATER ETC.

**500 TMC**  
PROPOSED WATER  
CONSERVED

**41**  
OVER EXPLOITED  
TALUKS

PROMOTE **WATER USE EFFICIENCY**  
THROUGH MICRO IRRIGATION  
PROJECTS AND PIPED CONVEYANCE  
SYSTEM WITH SUPERVISORY  
CONTROL AND DATA ACQUISITION

MODERNIZATION OF OLD  
CANAL SYSTEMS UNDER  
SUPPORT FOR IRRIGATION  
MODERNIZATION  
PROGRAM

COVERING 1199 GRAM PANCHAYATS DEVELOP  
WATER SECURITY PLANS UNDER ATAL BHU JAL  
YOJANA



**INCREASE LED  
BULBS USE TO  
TACKLE CO2  
EMMISSION**

PROMOTING  
CLIMATE  
ADOPTION AND  
MITIGATION  
INTERVENTIONS



# KARNATAKA ECONOMIC SURVEY 2020-21 HIGHLIGHTS: INDUSTRY

## INDUSTRIAL GROWTH 2019-20



1.2% ↑

OVERALL ORGANIZED  
INDUSTRIAL GROWTH  
2019-20

40%

INCREASE IN MSME  
UNITS REGISTERED

25%

INCREASE IN MSME  
INVESTMENT



-9.24% ↓

ELECTRICITY  
PRODUCTION

20%

INCREASE IN NO. OF  
PERSONS EMPLOYED

### SILK INDUSTRY 2019-20

79.7 MT

COCOON  
PRODUCED

40.9 MT

COCOON  
MARKETED

11.14 MT

RAW SILK  
PRODUCED

13.8 LAKH

EMPLOYMENT  
GENERATED



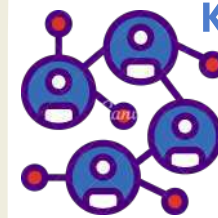
₹ 346 LAKHS ↓

TURNOVER OF KSMBL  
(10% DECREASE)

### INFORMATION TECHNOLOGY INVESTMENT REGION (ITIR) PROJECT

KEONICS INVOLVED IN  
ESTABLISHING IT PARKS IN  
TIER-II CITIES: HUBBALLI,  
KALBURGI, SHIVAMOGGA,  
MYSURU AND MANGALURU

**CENTRE FOR OPEN DATA  
RESEARCH** ESTABLISHED IN  
PLANNING DEPARTMENT IN  
COLLABORATION WITH IIITB AND  
PAC FOR DATA ANALYTICS &  
EVIDENCE BASED POLICY MAKING



### KARNATAKA OPTICAL NETWORK

SETUP UNDER BHARAT  
NET TO CONNECT ALL  
GOVERNMENT OFFICES  
UPTO GP LEVEL

### KARNATAKA OPEN DATA INITIATIVE

UTILIZE OPEN DATA  
ARCHITECTURE: ENABLES  
EFFICIENT AND TRANSPARENT  
GOVERNANCE.

**E-GOVERNANCE DEPARTMENT:** TAKEN  
UP FAMILY ID TO WEED OUT INELIGIBLE  
BENEFICIARIES TO SAVE GOVERNMENT  
EXPENDITURE

# KARNATAKA ECONOMIC SURVEY 2020-21 HIGHLIGHTS: INDUSTRY



## NEW INDUSTRY POLICY 2020-25

TO MAKE KARNATAKA A GLOBAL MANUFACTURING HUB;  
FOCUS ON MANUFACTURING AND INNOVATION



## PRODUCTION LINKED INCENTIVE


UP TO 2.25% OF ANNUAL TURNOVER FOR 6-10  
YEARS TO BOOST EXPORTS



## AMENDED INDUSTRIAL FACILITATION ACT

AND BROUGHT IN AFFIDAVIT BASED CLEARANCE SYSTEM  
FOR QUICK START TO APPROVED PROJECTS

## SKILLING INFRASTRUCTURE



UPGRADE CURRICULUM  
AT ITI & POLYTECHNIC  
THROUGH INDUSTRY  
LINKAGES

PROMOTE NATIONAL  
APPRENTICESHIP  
PROMOTION SCHEME  
FOR MSME

## REGISTRATION OF MIGRANTS

PROVIDE INFRASTRUCTURE TO REGISTERED  
MIGRANTS AND PROMOTE REGISTRATION  
AMONG NON-REGISTERED BY MAKING  
AADHAR AND PDS AVAILABLE TO THEM

STRENGTHEN  
LINKAGES BETWEEN  
GROWTH CENTRES  
AND WORKFORCE

TO INCREASE LABOUR  
FORCE PARTICIPATION  
RATE TO 100%

CREATE SOCIAL  
INFRASTRUCTURE,  
SUITABLE INDUSTRIES  
THROUGH PPP  
(ATMANIRBHAR SCHEME)

REDUCE UNEMPLOYMENT  
RATE TO LESS THAN 1%



**KARNATAKA  
ECONOMIC SURVEY  
2020-21  
HIGHLIGHTS:  
EMPLOYMENT AND  
LABOUR WELFARE**

**COMPREHENSIVE POLICY  
REFORMS** INTRODUCED BY  
STATE FOR PROMOTING LABOUR  
EFFICIENCY AND WELFARE

INITIATIVES TAKEN  
TO MITIGATE THE  
DIFFICULTIES FACED  
BY LABOURERS  
DURING THE  
PANDEMIC:

**₹ 5000**  
RELEASED TO BANK  
ACCOUNTS OF EACH  
REGISTERED  
**CONSTRUCTION  
WORKER**

FOR AVAILING GOVERNMENT BENEFITS  
**'KARMIKA BANDHU' SCHEME**  
AT EVERY GRAM PANCHAYAT  
**'KARMIKA HASTA' SCHEME** FOR  
EVERY TWO WARDS AT CITY LEVEL

**₹ 59.82 CR.**  
RELEASED TO **1,19,642**  
**BARBERS AND**  
**WASHER MEN** UNDER  
SPECIAL PACKAGE

**LABOUR AND EMPLOYMENT**



**51.2%**  
LABOUR FORCE  
PARTICIPATION RATE AS  
PER 2018-19 (HIGHER  
THAN NATIONAL- 50.2%)



**3.6%**  
UNEMPLOYMENT RATE  
(ONE OF LOWEST)

**49.3%**

WORKER POPULATION  
RATIO (WPR) (HIGHER  
THAN NATIONAL- 47.3%)

**73.5%**

MALE WPR (HIGHER  
THAN NATIONAL-71%)

**24.2%**

FEMALE WPR (HIGHER  
THAN NATIONAL-23.3%)

**45.6%**

HIGHEST NO. OF  
PERSONS SELF  
EMPLOYED

**27.2%**

CASUAL LABORERS  
(HIGHER THAN  
NATIONAL- 24.1%)

**27.2%**

WAGE EARNERS  
(HIGHER THAN  
NATIONAL- 23.8%)

REITERATES THE IMPORTANCE OF SUSTAINABLE LIVELIHOOD OPPORTUNITIES



# KARNATAKA ECONOMIC SURVEY 2020-21 HIGHLIGHTS: EMPLOYMENT AND LABOUR WELFARE



52

UNIVERSITIES

GLOBALLY  
RENOWNED  
INSTITUTES OF  
EXCELLENCE:



INDIAN INSTITUTE  
OF MANAGEMENT -  
BANGALORE



INDIAN INSTITUTE  
OF SCIENCE -  
BANGALORE

## KARNATAKA ACADEMIA

234

ENGINEERING  
COLLEGES

1777

ITI AND POLYTECHNIC  
COLLEGES

- CREATE NON-FARM EMPLOYMENT AND FARM PROCESSING EMPLOYMENT
- MOBILE TECHNICAL EDUCATION PROVIDED IN VILLAGES,
- CONSTRUCTION CENTRIC UPSKILLING AND EMPLOYMENT,
- GARMENT AND TEXTILE MANUFACTURING UPSKILLING AND ENTREPRENEURSHIP
- MAPPING OF INDUSTRIAL CHARACTERISTICS AND SKILLS SALEABLE IN MARKET
- PROVIDE ACCESS TO INFRASTRUCTURE, SERVICES AND ENTITLEMENTS TO LABOURERS USING STATE/CENTRAL SCHEMES AND WELFARE FUND.



# KARNATAKA ECONOMIC SURVEY 2020-21 HIGHLIGHTS: ECONOMIC INFRASTRUCTURE

PERIODIC PLANS FOR ALL ESCOMS TO REINFORCE THEIR DISTRIBUTION INFRASTRUCTURE IN COORDINATED MANNER AS GRID MODERNIZATION & UP-RATING FOR ABSORPTION OF POWER WILL INVOLVE SIGNIFICANT CAPITAL INFUSION.

## REGULATION AND EFFICIENT USE OF **FARM POWER.**


SUBSIDIZING FARMERS FOR PRODUCTION, USE AND SALE OF **SOLAR ENERGY UNDER KUSUM**



APPLICATION OF IT SOLUTIONS: **SCADA** TO AUGMENT COLLECTION/ COLLATION OF DATA & REDUCE MANUAL INTERVENTIONS TO ENSURE **MAXIMUM UNINTERRUPTED POWER SUPPLY**



UTILITY COMPANIES PROMOTE INITIATIVES LIKE IOT, BLOCKCHAIN, AI/ML, MINI/MICRO GRIDS & EARN REVENUES FROM EV CHARGING INFRASTRUCTURE



## POWER SECTOR

# 30,155.52 MW



TOTAL INSTALLED GENERATION CAPACITY UPTO NOV 2020 (INCLUDING STATE'S SHARE IN CENTRAL GENERATING STATIONS-CGS)

## 13,015 MW (43.16%)

SHARE OF INSTALLED CAPACITY IN PUBLIC SECTOR (INCLUDING CGS)

## 18,785.2 MW

INSTALLED CAPACITY UNDER RENEWABLE INCLUDING HYDEL

## 14,320

HOUSEHOLDS ELECTRIFIED DDUGJY & SAUBHAGYA

## 17,140.52 MW (56.84%).

SHARE OF INSTALLED CAPACITY IN PRIVATE SECTOR (INCLUDING CGS)

## 1,23,931

METER INSTALLATION WORK COMPLETED UNDER IPDS

## ₹ 11,245 CR.

SUBSIDY FOR FREE POWER TO IPS & BHAGYA/KUTEERA JYOTI INSTALLATIONS

KARNATAKA STANDS NO.1 IN THE COUNTRY IN RENEWABLE ENERGY

# KARNATAKA ECONOMIC SURVEY 2020-21 HIGHLIGHTS: ECONOMIC INFRASTRUCTURE

ONE TIME COMPENSATION OF  
RS. 5000/- FOR EACH AUTO  
RICKSHAWS & TAXI DRIVERS  
ANNOUNCED DURING THE  
COVID-19 LOCKDOWN PERIOD.

## ROAD, INFRASTRUCTURE AND COMMUNICATIONS

**3,61,041 KMS**

TOTAL ROAD LENGTH  
3RD HIGHEST STATE



**7652 KMS**

LENGTH OF NATIONAL  
HIGHWAYS



**7**

NEW RAILWAY  
LINES TO  
IMPROVE INTRA  
STATE NETWORK

50-50 COST SHARING  
WITH RAILWAYS

**225 (9601 KMS)**

MAJOR DISTRICT ROADS  
UPGRADED AS STATE  
HIGHWAYS

**28985 KMS**

LENGTH OF STATE  
HIGHWAYS

**56 KMS**

CONSTRUCTION  
UNDER PHASE  
2A/2B OF  
BANGALORE METRO

COST OF RS.14,500  
CRORE

**1327(15511 KMS)**

VILLAGE ROADS  
UPGRADED AS MAJOR  
DISTRICT ROADS

**55474 KMS**

LENGTH OF MAJOR  
DISTRICT ROADS



**103.47**

TELE DENSITY  
(TELEPHONE  
CONNECTIONS PER  
100 POPULATION)

HIGHER THAN  
NATIONAL

### KARNATAKA ROAD SAFETY POLICY-2015

REDUCTION OF  
ROAD ACCIDENTS  
BY 25% &  
FATALITIES BY 30%  
BY 2020.



### KARNATAKA MINOR PORT DEVELOPMENT POLICY-2014

DEVELOP MINOR  
PORTS THROUGH PPP:  
HONNAVAR, BELEKERI  
& PAVINAKURVE

### DEVELOPMENT OF HIGH DENSITY CORRIDORS IN BENGALURU TO EASE TRAFFIC

DEVELOP NEW AIRPORTS AT VIJAYAPURA,  
KARWAR AND SHIVAMOGGA

**BENGALURU SIGNATURE BUSINESS PARK**  
PLANNED IN DEVANAHALLI, NEAR AIRPORT

**KARNATAKA  
ECONOMIC SURVEY  
2020-21  
HIGHLIGHTS:  
ECONOMIC  
INFRASTRUCTURE**

STRENGTHEN SELF HELP  
GROUPS & COOPERATIVES,  
ENCOURAGE  
ENTREPRENEURSHIP  
THROUGH ACCESS TO  
CREDIT

DEVELOPING OF  
ECONOMIC  
INFRASTRUCTURE  
INCLUDING MAINTENANCE  
UNDER ATMANIRBHAR  
SCHEME

**BANKING AND FINANCE INCLUDING COOPERATIVES**



**TOTAL NO. OF BANK BRANCHES**

<b>11140</b>	<b>11469</b>	<b>2.95%</b>
2019	2020	INCREASE IN 2020

**AGGREGATE DEPOSITS OF ALL THE BANKS  
(COMMERCIAL, RRBS AND COOPERATIVE BANKS)**



<b>₹ 894824.56 CR.</b>	<b>₹ 1002574.8 CR.</b>	<b>12.04%</b>
2018-19	2019-20	INCREASE IN 2019-20

**TOTAL OUTSTANDING ADVANCES OF ALL BANKS**

<b>₹ 714923.66 CR.</b>	<b>₹ 749651.43 CR.</b>	<b>4.85 %</b>
2018-19	2019-20	INCREASE IN 2019-20

**74.77%** **CREDIT DEPOSIT RATIO (C-D  
RATIO) OF THE STATE AS ON  
MARCH 2020**

# KARNATAKA ECONOMIC SURVEY 2020-21 HIGHLIGHTS: HUMAN DEVELOPMENT

PREPARE 15-YEAR ROADMAP TO INCREASE GROSS ENROLMENT RATIO, WITH CLEARLY DEFINED YEARLY TARGETS, IN SPECIAL EDUCATION ZONES OF STATE.



## EDUCATION 2020-21

1.93%

DROPOUT RATE FOR  
LOWER PRIMARY  
STAGE (LPS)

2.94%

DROPOUT RATE FOR  
HIGHER PRIMARY  
STAGE (HPS)

1:26

PUPIL TEACHER RATIO  
AT ELEMENTARY  
STAGE

GROSS ENROLLMENT  
RATIO

103.80

99.6

NET ENROLLMENT  
RATIO

96.4

79.16


LOWER PRIMARY STAGE    HIGHER PRIMARY STAGE

## NEW EDUCATION POLICY

CONSTITUTED A COMMITTEE TO RECOMMEND STEPS AND REPORT ACCEPTED BY CABINET  
EXPERT COMMITTEE CONSTITUTED TO PREPARE KARNATAKA STATE UNIVERSITIES BILL FOR NEP

### LEARNING MANAGEMENT SYSTEM

INTRODUCED IN  
GOVERNMENT  
POLYTECHNICS &  
ENGINEERING  
COLLEGES FROM  
2020-21



### STATE LEVEL COMMITTEE

SET UP TO  
INTEGRATE  
INTERNSHIP AS PART  
OF FORMAL  
CURRICULUM AND  
INDUSTRY CONNECT

ESTABLISH **SKILL LABS THROUGH PPP** IN  
SCHOOLS AND COLLEGES

NEW **KARNATAKA STATE HIGHER EDUCATION  
COMMISSION** PROPOSED TO SET UP AS  
ENVISAGED AT NATIONAL LEVEL.

COMPULSORY APPRENTICESHIP PROGRAMME  
FOR THE UNEMPLOYED YOUTH- **NAPS**

**KARNATAKA  
ECONOMIC SURVEY  
2020-21  
HIGHLIGHTS:  
HUMAN  
DEVELOPMENT**

PLANNED TO PROVIDE SUPER SPECIALTY TREATMENT IN GOVERNMENT HOSPITALS, AT ALL DISTRICT HEADQUARTERS, UNDER ATMANIRBHAR SCHEME.



## HEALTH 2020-21

**3409**

HOSPITALS ENROLLED  
UNDER PMJAY  
(HIGHEST)

**13 LAKH**

CITIZENS BENEFITTED  
UNDER AYUSHMAN  
BHARAT (INR 2753CR)

**4607**

HEALTH AND  
WELLNESS CENTRES  
OPERATIONALIZED

COMBATTING COVID-19 PANDEMIC (TILL FEB 2021)

**1,84,94,364**

PATIENTS SCREENED

**9,49,183**

POSITIVE CASES

**6,077**

ACTIVE CASES

### **KARNATAKA'S INTEGRATED PUBLIC HEALTH POLICY**

OPERATIONALISED, GIVING IMPORTANCE TO AYUSH

AYUSH DEPARTMENT: BROAD MANDATE OF PROVIDING AYUSH SERVICES, REGULATING AYUSH EDUCATION AND DRUG ENFORCEMENT

ACTION IS BEING INITIATED TO ENSURE THAT THE PRIMARY AND SECONDARY HEALTH INSTITUTIONS COMPLY WITH THE **INDIAN PUBLIC HEALTH STANDARDS**.

DRIVE TO **FILL UP THE HUMAN RESOURCES** IN THE PUBLIC HEALTH INSTITUTIONS, IN A MISSION MODE.

**MULTI SECTORAL INTER-GENERATIONAL APPROACH** WILL BE IMPLEMENTED TO IMPROVE NUTRITIONAL STATUS OF CHILDREN/ADOLESCENT GIRLS, PREGNANT WOMEN AND LACTATING MOTHERS IN **16 VULNERABLE MALNUTRITION DISTRICTS, COVERING 67 TALUKAS**

# KARNATAKA ECONOMIC SURVEY 2020-21 HIGHLIGHTS: GENDER AND SOCIAL EQUITY

• COMPENSATION OF RS. 30 LAKHS GIVEN TO DEPENDENT OF ANGANWADI STAFF EXPIRED DUE TO COVID-19 WHILE WORKING IN TASKFORCE AS COVID WARRIOR.

## WOMEN AND CHILD DEVELOPMENT 2020-21

STREE SHAKTHI  
PROGRAMME

₹ 10010.22 CR.

WORTH BANK LOAN  
AVAILABLE FOR 146560  
SELF HELP GROUPS

BHAGYALAKSHMI  
PROGRAMME

₹ 45.24 CR.

OUTLAY AND  
COVERED 1,50,789  
BENEFICIARIES

INTEGRATED CHILD  
DEVELOPMENT SERVICES

48.45 LAKH

PERSONS BENEFITTED  
UPTO NOV 2020

UDYOGINI  
SCHEME

₹ 666.66 LAKHS

EXPENDITURE FOR 604  
BENEFICIARIES UPTO  
NOV 2020

MATHRU VANDANA  
SCHEME

₹ 12154.66 LAKHS

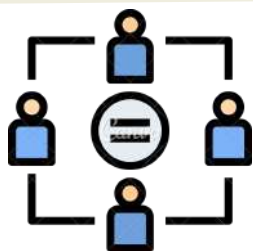
EXPENDITURE FOR 311573  
BENEFICIARIES UPTO  
NOV 2020

CHETANA  
SCHEME

₹ 400 LAKHS

EXPENDITURE FOR  
795 BENEFICIARIES  
UPTO NOV 2020

DUE TO PANDEMIC, HOLIDAY DECLARED TO ALL ANGANWADI CENTRES AND FOOD GRAINS DISTRIBUTED TO DOOR STEP OF EACH BENEFICIARY AS TAKE HOME RATION



## SOCIAL EQUITY PROGRAMMES 2020-21

₹ 65,89,628 CR.

SPENT FROM 2016-17 TO 2020-21  
(UPTO NOV- 2020) UNDER THE  
KARNATAKA SCHEDULED CASTES  
SUB-PLAN

₹ 29,27,597 LAKHS

SPENT FROM 2016-17 TO  
2020-21 (UPTO NOV- 2020)  
UNDER THE KARNATAKA TRIBAL  
SUB-PLAN

**KARNATAKA  
ECONOMIC SURVEY  
2020-21  
HIGHLIGHTS:  
GENDER AND SOCIAL  
EQUITY**

**WOMEN AND CHILD DEVELOPMENT 2020-21**

**42 PER LAKH**

SEXUAL CRIME ON  
WOMEN

**62 PER LAKH**

SEXUAL CRIME ON  
GIRLS

**86.8%**

PENDENCY  
RATE

**REDUCING SEXUAL CRIME AGAINST WOMEN/GIRLS** BY TRAINING POLICE OFFICIALS/ADVOCATES, PROVISION OF SPECIAL COURTS, WOMEN POLICE FORCE FOR **IMPROVING CONVICTION RATE** AND **REDUCING THE PENDENCY RATE**

**MODULES ON GENDER EQUALITY** IN SCHOOL/COLLEGES, SKILL DEVELOPMENT PROGRAMMES FOR GIRLS (50% PROVISION IN CMKKY), CAPACITY BUILDING IN E-COMMERCE, **STRENGTHENING WOMEN CO-OPERATIVES**, ENCOURAGING ENTREPRENEURSHIP (FOCUSED SCHEMES AND UDYOGINI COVERAGE INCREASED)

PROVIDING ACCESS TO INFRASTRUCTURE AND SERVICES FOR THE SC/STs AND MINORITIES USING TARGETED APPROACH



**REDUCE ANAEMIA** IN WOMEN AND CHILDREN THROUGH **DIVERSIFICATION OF FOOD BASKET, FORTIFICATION**, AVAILABILITY/ACCESS TO SOURCE OF IRON, VITAMIN 'C', AND FOLIC ACID, **PERIODIC DE-WORMING** AND BY **STRENGTHENING ICDS**.



**REDUCE INFANT MORTALITY RATE (IMR)** THROUGH MOTHER AND CHILDCARE FOR **FIRST 1000 DAYS OF CHILDBIRTH**.



# KARNATAKA ECONOMIC SURVEY 2020-21 HIGHLIGHTS: BALANCED REGIONAL DEVELOPMENT

BANGALORE HUMAN  
DEVELOPMENT REPORT AND  
URBAN POLICY PREPARED TO  
RAISE GDP FOR SUSTAINABLE  
DEVELOPMENT OF URBAN AREAS



PLAN TO DEVELOP TIER 2 AND  
TIER 3 CITIES FOR SPATIALLY  
BALANCED GROWTH



## SPECIAL STATUS FOR KALYANA KARNATAKA REGION

SPECIAL DEVELOPMENT PLAN, AREA DEVELOPMENT  
PROGRAMMES FOR BALANCED REGIONAL DEVELOPMENT

# 49

### ASPIRATIONAL INDICATORS

NITI AAYOG'S ASPIRATIONAL INDICATORS TO MONITOR  
THE PROGRESS OF BACKWARD TALUKAS



### DIRECTORATE OF ECONOMICS AND STATISTICS

PROVIDES NECESSARY DATABASE (CROP SURVEY,  
ECONOMIC & AGRICULTURE CENSUS, E-JANMA) FOR  
FORMULATION OF PROGRAMMES AND POLICIES



### NEW DECISION SUPPORT SYSTEM

PHYSICAL AND FINANCIAL PROGRESS  
ACHIEVED IS MONITORED IN AVALOKANA

PARTNERSHIPS AND CSR  
MOBILIZED FOR DEVELOPMENT OF  
BACKWARD AREAS: **AKANKSHA  
CSR MATCHMAKING PLATFORM**



OVERALL **PLAN FOR URBAN  
AND RURAL INFRASTRUCTURE  
NETWORKS**, EXTEND URBAN  
PUBLIC SERVICES TO RURAL  
AREAS, AND GRADUALLY UNIFY  
INSTITUTIONS AND HARMONIZE  
STANDARDS FOR URBAN AND  
RURAL PUBLIC SERVICES

# KARNATAKA ECONOMIC SURVEY 2020-21

## HIGHLIGHTS:

EVALUATION OF  
GOVERNMENT  
PROGRAMMES/SCHEMES



SUSTAINABLE  
DEVELOPMENT GOALS-  
2030 -STRATEGIES AND  
ACTION PLAN PREPARED



KARNATAKA WAS ONE OF THE FIRST  
STATES IN THE COUNTRY TO  
EVOLVE AN **EVALUATION POLICY**  
IN 2000.

KARNATAKA EVALUATION AUTHORITY (KEA) WAS  
**SET UP IN JULY 2011** AND REGISTERED AS A  
**SOCIETY IN SEPTEMBER 2011.**

171

EVALUATION STUDIES  
COMPLETED BY KEA

52

STUDIES ARE IN  
PROGRESS



SPECIAL INTERNSHIP PROGRAMME INITIATED.  
COORDINATING WITH HIGHER EDUCATION  
INSTITUTIONS FOR ACADEMIC, RESEARCH AND  
OUTREACH ACTIVITIES.



**NITI Aayog**


SUPPORTED INITIATIVES OF NITI AAYOG-  
INDIA INNOVATION INDEX, EASE OF DOING  
BUSINESS INDEX, EASE OF LIVING INDEX ETC

# KARNATAKA ECONOMIC SURVEY 2020-21

## HIGHLIGHTS: SKILL DEVELOPMENT ENTREPRENEURSHIP AND LIVELIHOOD



STATE LEVEL COMMITTEE  
SETUP TO INTEGRATE  
INTERNSHIP AS PART OF  
FORMAL CURRICULUM AND  
ENHANCING COLLABORATION  
WITH INDUSTRY



## CENTRE OF SKILL EXCELLENCES


BUILT TO SERVE AT LEVELS OF THE SKILL  
COMPETENCY, COMPETENCY IN  
COLLABORATION WITH INDUSTRIES

SKILL TRAINING TO HAVE COMPONENTS OF  
KNOWLEDGE, PRACTICE & INDUSTRY APPRENTICESHIP

VOCATIONAL TRAINING  
CENTRE IN EVERY  
SCHOOL/ COLLEGE

SKILLING INFRA AT ITI  
AND POLYTECHNIC  
THROUGH PPP

ALL YOUTH TO GO THROUGH SKILL TRAINING  
STARTING FROM 10TH STANDARD TO GRADUATE




ESTABLISH SKILL LABS(PPP) IN SCHOOLS/COLLEGES,  
FOR AFTERNOON SESSIONS, UPSKILLING,  
GENERATING HIGHER INCOME PROSPECTS

# KARNATAKA ECONOMIC SURVEY 2020-21 HIGHLIGHTS: SUSTAINABLE DEVELOPMENT GOALS



**SET UP IN PLANNING DEPARTMENT** WITH UNITED NATIONS DEVELOPMENT PROGRAMME: SPEARHEADING SDG INITIATIVES AND DRIVING THE **SDG MOVEMENT** IN KARNATAKA

## SUSTAINABLE DEVELOPMENT GOALS



“SUSTAINABLE DEVELOPMENT GOALS 2030: STRATEGIES AND ACTION PLAN FOR KARNATAKA”: ROAD MAP TOWARDS ATTAINING SUSTAINABLE DEVELOPMENT IN NEXT 10 YEARS

### DISTRICT PLANNING COMMITTEE

ENSURE DISAGGREGATED DATA COLLECTION FROM DISTRICTS AND DISTRICT SPECIFIC TARGETS ARE SET TO ENSURE IMPLEMENTATION OF SDGS

OFFICIALS AND ELECTED LEADERS TRAINED ON LOCALISING SDGS BY ADMINISTRATIVE TRAINING INSTITUTE, MYSORE.



**FRONTRUNNER IN NITI AAYOG SDG INDEX 2019-20**

**6TH**

**66**

RANKING

SCORE

OF 100 INDICATORS

**21**

ACHIEVER (SCORE 100)

**34**

FRONTRUNNER (SCORE 65-99)

**12**

PERFORMER (SCORE 50-64)

**31**

ASPIRANTS (SCORE 0-49)

THE STATE IS TARGETING TO BE THE BEST PERFORMING STATE BY ATTAINING ACHIEVER STATUS IN ALL SDG AT THE EARLIEST BY 2030.



# SUSTAINABLE DEVELOPMENT GOALS



**Planning, Programme Monitoring & Statistics Department**

M.S. Building, Dr. B.R. Ambedkar Veedhi, Bengaluru - 560 001

website : <http://planning.karnataka.gov.in> | <http://des.karnataka.gov.in>